

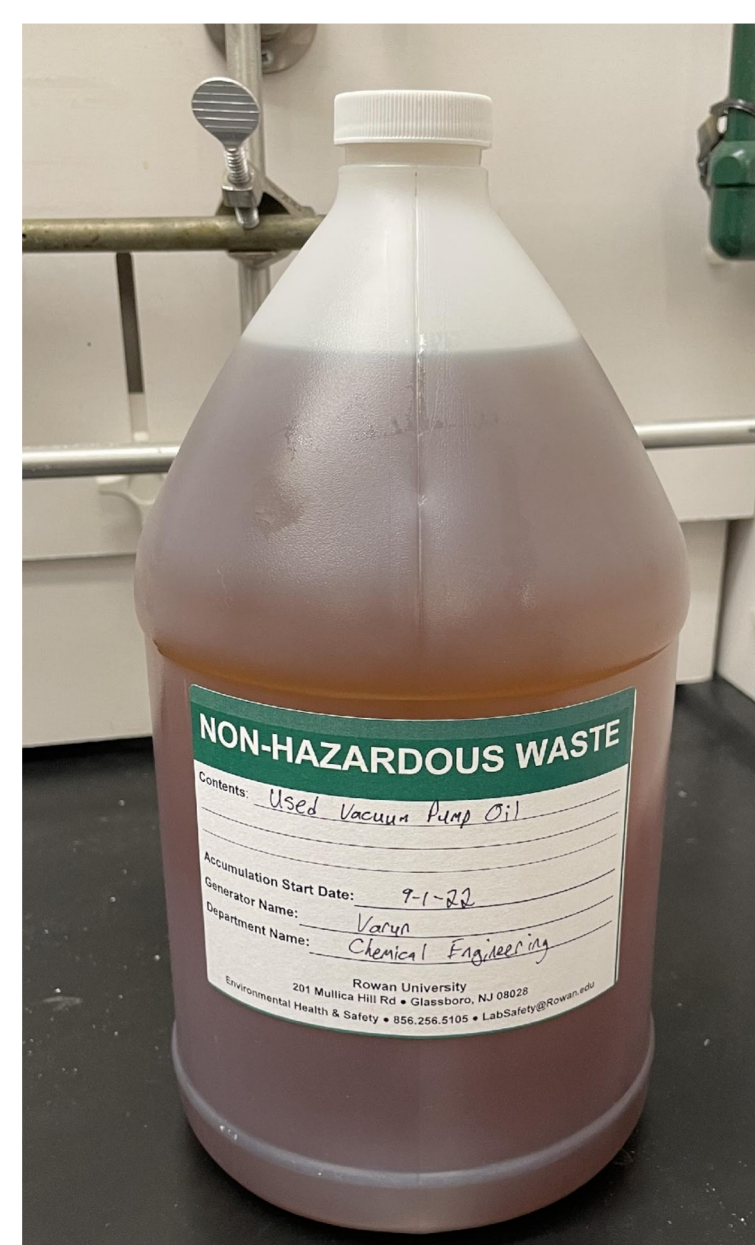


## Identify & Label Waste

### Non-Hazardous Waste

Most used oils: motor oil, vacuum pump oil, hydraulic fluid, etc.

\*Note: Oils CAN become hazardous if they are contaminated or mixed with other hazardous chemicals.



**NON-HAZARDOUS WASTE**

Contents: \_\_\_\_\_

Accumulation Start Date: \_\_\_\_\_

Generator Name: \_\_\_\_\_

Department Name: \_\_\_\_\_

Rowan University  
201 Mullica Hill Rd • Glassboro, NJ 08028  
Environmental Health & Safety • 856.256.5105 • LabSafety@Rowan.edu



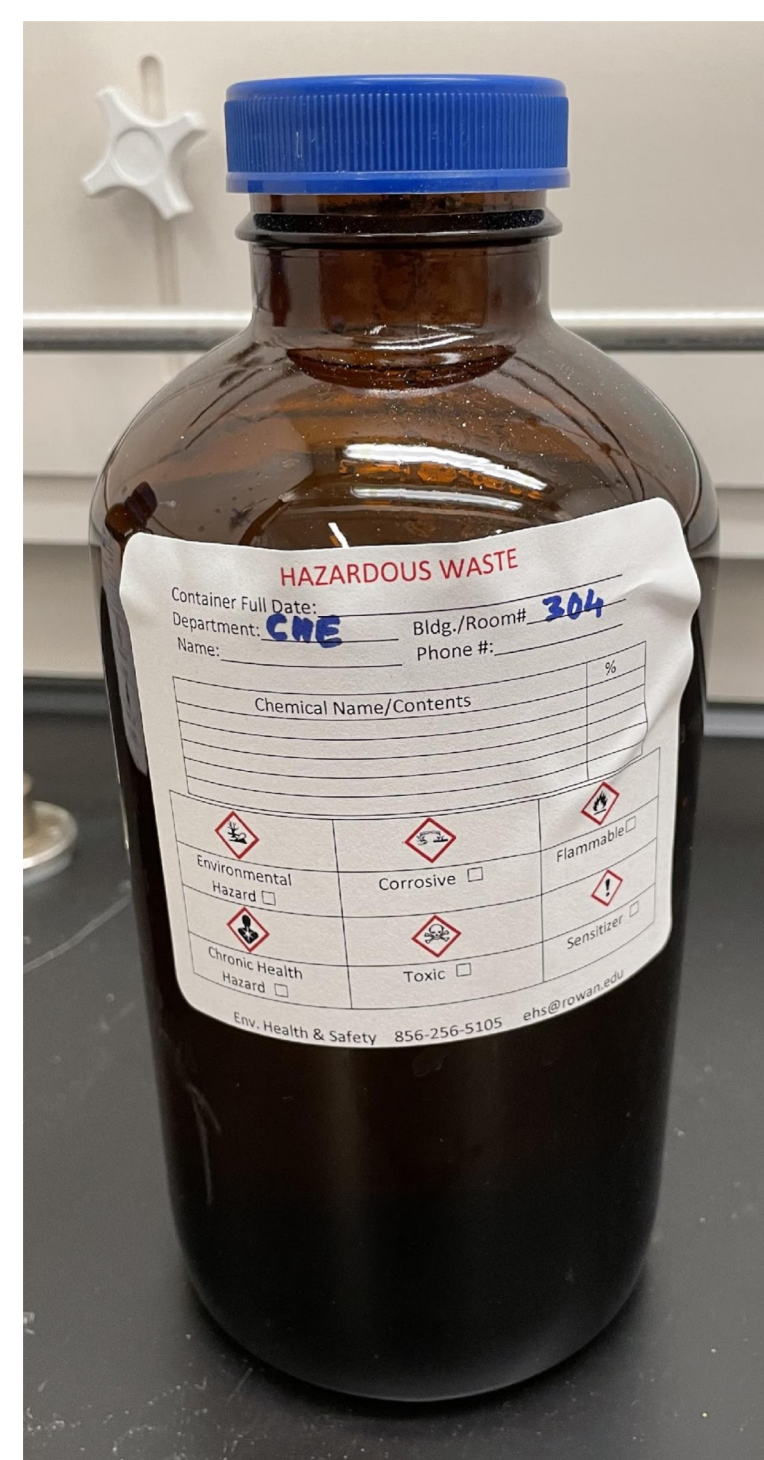
Note: Syringes, glassware, sharps, etc. can be disposed as non-hazardous waste if empty or if there is only chemical residue remaining.

### Hazardous Waste

Visit EHS webpage for hazardous waste determination instructions.



Note: Ensure chemical waste is compatible before mixing in same container.



**HAZARDOUS WASTE**

Container Full Date: \_\_\_\_\_

Dept.: \_\_\_\_\_ Bldg./Rm.#: \_\_\_\_\_

Name: \_\_\_\_\_ Phone #: \_\_\_\_\_

Chemical Name/Contents	%

FLAMMABLE     CORROSIVE     TOXIC  
 OXIDIZER     HEALTH HAZARDOUS     IRRITANT  
 COMPRESSED GAS     EXPLOSIVE     ENVIRONMENT

Laboratory Safety 856-256-5105 LabSafety@Rowan.edu  
201 Mullica Hill Rd, Glassboro, NJ 08028



Note: Empty chemical bottles must be triple rinsed before being reused as a waste container.

### Regulated Medical Waste (RMW)

Biologically contaminated: syringes, needles, pipet tips, vials, slides, gloves, etc.

RMW bins must be lined with a RED plastic bag and picked up for disposal when 2/3 full.



**REGULATED MEDICAL WASTE**

Department: \_\_\_\_\_ Bldg./Room# \_\_\_\_\_

Name: \_\_\_\_\_ Phone #: \_\_\_\_\_

Storage Start Date: \_\_\_\_\_

Contents:	%

**BIOHAZARD**


Rowan University  
201 Mullica Hill Road, Glassboro, NJ 08028  
Env. Health & Safety 856-256-5105 LabSafety@Rowan.edu



Note: All RMW Containers must have a biohazard warning label on the container and on the lid, as well as a completed Rowan University RMW Label.

## Storing Hazardous Waste

All types of hazardous waste must be stored in a designated Satellite Accumulation Area (SAA). All SAA's must be labeled as such.



## Regular Lab Waste

Hazardous waste cannot be put in any normal trash can in the lab. Regular waste may include items such as paper, cardboard, plastic, or other items such as non-contaminated gloves, triple rinsed bottles, etc.



Submit a Pickup Request Form when waste container's full



EHS Contact Information

See Rowan's EHS webpage for full lab waste procedures



LabSafety@rowan.edu  
856-256-5105